



**Suzhou Zhuwei Electrical Equipment Co., Ltd.**

**PROFESSIONAL MANUFACTURER Since 2008**



Head Office: No.638 Hengfeng Road Shanghai China  
Jinshan Factory: No.188 Zhongwang Road Shanghai China  
Jiading Factory: No,1050 Shuangzhu Road Shanghai China  
Website: [sz-zhuwei.en.alibaba.com](http://sz-zhuwei.en.alibaba.com)  
Tel/WhatsApp: +86-189-3985-7433  
Email: [yufang@shinging.com](mailto:yufang@shinging.com) / [niki@shinging.com](mailto:niki@shinging.com)



# Suzhou Zhuwei Electrical Equipment Co., Ltd.

## About us.

In 2017, Suzhou Zhuwei Electrical Equipment Co., Ltd. was established in Jiangsu, China, leveraging over a decade of specialized experience in sheet metal fabrication. The company's extensive product portfolio encompasses a wide range of offerings such as Electrical Enclosures, IP68 terminal junction boxes, server cabinets, water dispensers tailored for school and commercial settings, removable pump houses, battery packs, and fireplaces. Operating from a state-of-the-art 8000 square meter manufacturing facility equipped with a comprehensive sheet metal production line, Zhuwei stands out for its unwavering commitment to quality and customer satisfaction.

Our products being distributed to more than 50 countries, including key markets in the US, Canada, Australia, New Zealand, Southeast Asia, and Europe. Zhuwei's core values center around establishing successful partnerships with clients, offering not only OEM services but also serving as a reliable sourcing partner in China. The company's competitive edge lies in its dedication to superior quality and cost-effective pricing for OEM and ODM products. With over a decade of expertise in sheet metal processing and robust research and development capabilities, Zhuwei consistently delivers solutions that not only meet but exceed industry standards. This commitment cements Zhuwei's reputation as a trusted provider of top-tier, dependable products on a global scale, ensuring client satisfaction and long-lasting partnerships.

## Our Main Product




## Our Workshop

### PU Foam Sealant



### Robotic Welding Technique



## Roll Forming Line



**Bending Machine**



**Laser Cutting Machine**



**Powder Coating Room**



## INDEX

SPT Serise Wall mounting enclosure-----	4
SPB Stainless Steel Wall Mounting Enclosure----	6
SPD Double door Wall Mounting Enclosure-----	8
SKL Junction Box-----	11
BKL Stainless Steel Junction Box-----	14
BAE Stainless Steel Luxury Control Box-----	16
KD Freestanding Cabinet-----	18
BKD Stainless Steel Freestanding Cabinet-----	20
KP Parallel Cabinet System-----	24
BKP Stainless Steel Parallel Cabinet System-----	26
SP IT Enclosures-----	30

SPT

## WALL MOUNTING ENCLOSURE

### 挂墙式基业箱



材料  
Material

箱体及前门采用冷轧钢板，安装板采用喷漆底板  
cold-rolled steel housing and front door, mounting plate made of Painted floor

表面处理  
Surface treatment

热固粉末涂层、波纹饰面  
Thermosetting powder coating, corrugated finish

防护等级  
Protection

IP66(按GB4205-1993 EN60529)  
IP66 (acc. to GB4205-1993 EN60529)

安装板  
Mounting plate

镀锌底板或喷漆底板  
Galvanized sheet or Painted floor

抗冲击等级  
Against mechanical impacts

IK10  
IK10

颜色  
Color

RAL7032 或 RAL7035  
RAL7032 or RAL7035

温度范围  
temperature range

-40℃ 至 +80℃  
-40℃ to +80℃



满焊工艺 做工扎实  
Full welding process, solid workmanship



PU发泡 密封性能好  
PU foam, good sealing performance



限位器  
防止门打开后意外闭合，适用于户外、船舶等恶劣环境  
Limiter  
Prevent accidental closing of opened door, applicable for severe environments, e.g. outdoor, vessels

SPT

## WALL MOUNTING ENCLOSURE

### 挂墙式基业箱



### 产品特点 Features of products

- PU发泡密封条确保箱体达到IP66的防护等级
- 各种类型及尺寸的凸台确保进出线方便
- 喷漆安装板也可在箱体外做布线用
- 箱口多层保护槽不但起加固作用而且能防止门板打开时脏物和水进入箱内
- 带双齿锁芯的专业锁系统开和关都极为便捷

- PU foaming sealing strip ensures a protection grade of IP66 to box body
- Bosses of various types and sizes allow easy installation of inlet/outlet lines
- Galvanized mounting plate can also be used for wiring outside the box
- Multiple protection grooves are designed at the box opening can not only reinforce the structure but also prevent the entry of dirt or water when the door is opened
- Professional lock system with double-teeth cylinder allows easy locking/unlocking

### 规格参数

#### SPECIFICATION DATA

\*可定制非标产品  
Nonstandard products are customizable

序号 No.	订货号(AE) Order number (AE)	高 Height	宽 Width	深 Depth
1	SPT202010	200	200	100
2	SPT252015	250	200	150
3	SPT302015	300	200	150
4	SPT302520	300	250	200
5	SPT403020	400	300	200
6	SPT503020	500	300	200
7	SPT503030	500	300	300
8	SPT504020	500	400	200
9	SPT505025	500	500	250
10	SPT604020	600	400	200
11	SPT604025	600	400	250
12	SPT605020	600	500	200
13	SPT605025	600	500	250
14	SPT705020	700	500	200
15	SPT705025	700	500	250
16	SPT806025	800	600	250
17	SPT806030	800	600	300
18	SPT1006030	1000	600	300
19	SPT1008030	1000	800	300
20	SPT12010025	1200	1000	300
21	SPT12010025	1200	1000	400



材料 Material	SUS304(其他材料型号可选) SUS304 (other material types are option)
表面处理 Surface treatment	拉丝处理 Wire drawing
安装板 Mounting plate	镀锌板 galvanized mounting plate
防护等级 Protection	IP66(按GB4205-1993 EN60529) IP66 (acc. to GB4205-1993 EN60529)
标准配置 Standard configuration	门板、箱体、密封条、接地套件、安装板、门锁 Door plate, box body, sealing strip, grounding set, mounting plate, door lock
抗冲击等级 Against mechanical impacts	IK10 IK10
温度范围 temperature range	-40℃ 至 +80℃ -40℃ to +80℃



壁挂件  
Wall mounting parts



防水铆接螺栓  
(可配合壁挂件使用)  
Waterproof riveted bolt  
(Can be used together with Wall mounting parts)



内部接地和110°  
防水铰链  
Internal grounding and 110° waterproof hinge



产品特点 Features of products

- PU发泡密封条确保箱体达到IP66的防护等级
- 各种类型及尺寸的凸台确保进出线方便
- 镀锌安装板也可在箱体外做布线用
- 箱口多层保护槽不但起加固作用而且能防止门板打开时脏物和水进入箱内
- 带双齿锁芯的专业锁系统开和关都极为便捷

- PU foaming sealing strip ensures a protection grade of IP66 to box body
- Bosses of various types and sizes allow easy installation of inlet/outlet lines
- Galvanized mounting plate can also be used for wiring outside the box
- Multiple protection grooves are designed at the box opening can not only reinforce the structure but also prevent the entry of dirt or water when the door is opened
- Professional lock system with double-teeth cylinder allows easy locking/unlocking

规格参数 SPECIFICATION DATA

\*可定制非标产品  
Nonstandard products are customizable


序号 No.	订货号(AE) Order number (AE)	高 Height	宽 Width	深 Depth
1	SPB202010	200	200	100
2	SPB252015	250	200	150
3	SPB302015	300	200	150
4	SPB302520	300	250	200
5	SPB403020	400	300	200
6	SPB503020	500	300	200
7	SPB503030	500	300	300
8	SPB504020	500	400	200
9	SPB505025	500	500	250
10	SPB604020	600	400	200
11	SPB604025	600	400	250
12	SPB605020	600	500	200
13	SPB605025	600	500	250
14	SPB705020	700	500	200
15	SPB705025	700	500	250
16	SPB806025	800	600	250
17	SPB806030	800	600	300
18	SPB1006030	1000	600	300
19	SPB1008030	1000	800	300
20	SPB12010025	1200	1000	300
21	SPB12010025	1200	1000	400



材料 Material	箱体及前门采用冷轧钢板, 安装板采用喷漆底板 cold-rolled steel housing and front door, mounting plate made of Painted floor
表面处理 Surface treatment	热固粉末涂层、波纹饰面 Thermosetting powder coating, corrugated finish
防护等级 Protection	IP66(按GB4205-1993 EN60529) IP66 (acc. to GB4205-1993 EN60529)
安装板 Mounting plate	镀锌底板或喷漆底板 Galvanized sheet or Painted floor
抗冲击等级 Against mechanical impacts	IK10 IK10
颜色 Color	RAL7032 或 RAL7035 RAL7032 or RAL7035
温度范围 temperature range	-40℃ 至 +80℃ -40℃ to +80℃



防雨棚  
防止雨水直接流入  
Awning  
Prevent rainwater entering directly



PU发泡  
密封性能好  
PU foam, good sealing performance



限位器  
防止门打开后意外闭合, 适用于户外、船舶等恶劣环境  
Limiter  
Prevent accidental closing of opened door, applicable for severe environments, e.g. outdoor, vessels



产品特点 Features of products

- PU发泡密封条确保箱体达到IP66的防护等级
- 各种类型及尺寸的凸台确保进出线方便
- 喷漆安装板也可在箱体外做布线用
- 箱口多层保护槽不但起加固作用而且能防止门板打开时脏物和水进入箱内
- 带双齿锁芯的专业锁系统开和关都极为便捷

- PU foaming sealing strip ensures a protection grade of IP66 to box body
- Bosses of various types and sizes allow easy installation of inlet/outlet lines
- Galvanized mounting plate can also be used for wiring outside the box
- Multiple protection grooves are designed at the box opening can not only reinforce the structure but also prevent the entry of dirt or water when the door is opened
- Professional lock system with double-teeth cylinder allows easy locking/unlocking

规格参数

SPECIFICATION DATA

\*可定制非标产品  
Nonstandard products are customizable


序号 No.	订货号(AE) Order number (AE)	高 Height	宽 Width	深 Depth
1	SPW252015	250	200	150
2	SPW302015	300	200	150
3	SPW302520	300	250	200
4	SPW403020	400	300	200
5	SPW503020	500	300	200
6	SPW503030	500	300	300
7	SPW504020	500	400	200
8	SPW505025	500	500	250
9	SPW604020	600	400	200
10	SPW604025	600	400	250
11	SPW605020	600	500	200
12	SPW605025	600	500	250
13	SPW705020	700	500	200
14	SPW705025	700	500	250
15	SPW806025	800	600	250
16	SPW806030	800	600	300
17	SPW1006030	1000	600	300
18	SPW1008030	1000	800	300
19	SPW12010025	1200	1000	300
20	SPW12010025	1200	1000	400



材料 Material	SUS304(其他材料型号可选) SUS304 (other material types are option)
表面处理 Surface treatment	拉丝处理 Wire drawing
安装板 Mounting plate	镀锌板 galvanized mounting plate
防护等级 Protection	IP66(按GB4205-1993 EN60529) IP66 (acc. to GB4205-1993 EN60529)
标准配置 Standard configuration	门板、箱体、密封条、接地套件、安装板、门锁 Door plate, box body, sealing strip, grounding set, mounting plate, door lock
抗冲击等级 Against mechanical impacts	IK10 IK10
温度范围 temperature range	-40℃ 至 +80℃ -40℃ to +80℃



防雨棚  
防止雨水直接流入  
Awning  
Prevent rainwater entering directly



PU发泡  
密封性能好  
PU foam, good sealing performance



限位器  
防止门打开后意外闭合, 适用于户外、船舶等恶劣环境  
Limiter  
Prevent accidental closing of opened door, applicable for severe environments, e.g. outdoor, vessels



产品特点 Features of products

- PU发泡密封条确保箱体达到IP66的防护等级
- 各种类型及尺寸的凸台确保进出线方便
- 镀锌安装板也可在箱体外做布线用
- 箱口多层保护槽不但起加固作用而且能防止门板打开时脏物和水进入箱内
- 带双齿锁芯的专业锁系统开和关都极为便捷

- PU foaming sealing strip ensures a protection grade of IP66 to box body
- Bosses of various types and sizes allow easy installation of inlet/outlet lines
- Galvanized mounting plate can also be used for wiring outside the box
- Multiple protection grooves are designed at the box opening can not only reinforce the structure but also prevent the entry of dirt or water when the door is opened
- Professional lock system with double-teeth cylinder allows easy locking/unlocking

规格参数 SPECIFICATION DATA

\*可定制非标产品  
Nonstandard products are customizable

序号 No.	订货号(AE) Order number (AE)	高 Height	宽 Width	深 Depth
1	SPBW252015	250	200	150
2	SPBW302015	300	200	150
3	SPBW302520	300	250	200
4	SPBW403020	400	300	200
5	SPBW503020	500	300	200
6	SPBW503030	500	300	300
7	SPBW504020	500	400	200
8	SPBW505025	500	500	250
9	SPBW604020	600	400	200
10	SPBW604025	600	400	250
11	SPBW605020	600	500	200
12	SPBW605025	600	500	250
13	SPBW705020	700	500	200
14	SPBW705025	700	500	250
15	SPBW806025	800	600	250
16	SPBW806030	800	600	300
17	SPBW1006030	1000	600	300
18	SPBW1008030	1000	800	300
19	SPBW12010025	1200	1000	300
20	SPBW12010025	1200	1000	400

SPD

DOUBLE DOOR WALL MOUNTING ENCLOSURE  
双开门配电箱



材料 Material	箱体及前门采用冷轧钢板, 安装板采用喷漆底板 cold-rolled steel housing and front door, mounting plate made of Painted floor
表面处理 Surface treatment	热固粉末涂层、波纹饰面 Thermosetting powder coating, corrugated finish
防护等级 Protection	IP55(按GB4205-1993 EN60529) IP55 (acc. to GB4205-1993 EN60529)
安装板 Mounting plate	镀锌底板或喷漆底板 Galvanized sheet or Painted floor
抗冲击等级 Against mechanical impacts	IK10 IK10
颜色 Color	RAL7032 或 RAL7035 RAL7032 or RAL7035
温度范围 temperature range	-40℃ 至 +80℃ -40℃ to +80℃



满焊工艺 做工扎实  
Full welding process, solid workmanship



PU发泡 密封性能好  
PU foam, good sealing performance



限位器  
防止门打开后意外闭合, 适用于户外、船舶等恶劣环境  
Limiter  
Prevent accidental closing of opened door, applicable for severe environments, e.g. outdoor, vessels

SPD

DOUBLE DOOR WALL MOUNTING ENCLOSURE  
双开门配电箱



产品特点 Features of products

- PU发泡密封条确保箱体达到IP66的防护等级
- 各种类型及尺寸的凸台确保进出线方便
- 喷漆安装板也可在箱体外做布线用
- 箱口多层保护槽不但起加固作用而且能防止门板打开时脏物和水进入箱内
- 带双齿锁芯的专业锁系统开和关都极为便捷

- PU foaming sealing strip ensures a protection grade of IP66 to box body
- Bosses of various types and sizes allow easy installation of inlet/outlet lines
- Galvanized mounting plate can also be used for wiring outside the box
- Multiple protection grooves are designed at the box opening can not only reinforce the structure but also prevent the entry of dirt or water when the door is opened
- Professional lock system with double-teeth cylinder allows easy locking/unlocking

规格参数

SPECIFICATION DATA

\*可定制非标产品  
Nonstandard products are customizable

序号 No.	订货号(AE) Order number (AE)	高 Height	宽 Width	深 Depth
1	SPD604020	600	400	200
2	SPD604025	600	400	250
3	SPD605020	600	500	200
4	SPD605025	600	500	250
5	SPD12010025	600	1000	200
6	SPD12010025	600	1000	300
7	SPD705020	700	500	200
8	SPD705025	700	500	250
9	SPD806025	800	600	250
10	SPD806030	800	600	300
11	SPD12010025	800	1000	300
12	SPD12010025	800	1200	300
13	SPD1006030	1000	600	300
14	SPD1008030	1000	800	300
15	SPD12010025	1000	1000	200
16	SPD12010025	1000	1200	300
17	SPD12010025	1200	1000	300
18	SPD12010025	1200	1000	400
19	SPD12010025	1200	1200	400



# CONNECTION BOX SERIES



## 接线箱系列



SAIP ELECT.

Copyright © Saip ELEC. All Right Reserved  
Deliver happiness to everyone



SKL

SKL JUNCTION BOX

SKL 接线箱



材料 Material	冷轧钢板 Cold rolled steel sheet
表面处理 Surface treatment	箱体和门板磷化底涂处理, 外部为粉末涂层, 颜色可分RAL7032和RAL7035两种织纹 Etch primer for box body and door plate; powder coating for outside; RAL7032 or RAL7035 texture optional
防护等级 Protection grade	IP66(按GB4205-1993) IP66 (acc. to GB4205-1993)
标准配置 Standard configuration	门板、箱体、密封条、箱盖螺钉、安装板(可选) Door plate, box body, sealing strip, cover screw, mounting plate (option)
钢板厚度 Plate thickness	箱体: 1.2-1.5mm 门板: 1.5mm 安装板: 2.5mm Box body: 1.2-1.5mm Door plate: 1.5mm Mounting plate: 2.5mm



安装板  
镀锌安装板(可选件)  
Mounting plate  
Galvanized mounting plate (option)



壁挂件  
Wall mounting parts



支撑轨  
可支撑接线板和输配电设备  
Supporting rail  
To support connection box and power transmission/distribution equipment

**SKL**

SKL JUCTION BOX

SKL 接线箱



### 产品特点 Features of products

- 门板与箱体采用专用螺钉和护圈按通用标准安装，不但确保防护等级而且确保箱体在极狭小空间使用及维护
- 箱口多层保护槽不但能起加固作用而且能防止门板打开时脏物和水进入箱内
- PU发泡密封条确保箱体防护等级达到IP66
- 接地线可连接箱体和门板
- 箱体两侧配有开有螺丝孔的支架条，确保最大的安装高度，并可以安装支撑轨或安装板
- 特制的塑料绝缘套管不但能够密封而且能使门板螺丝不致脱落，并在螺丝拧紧时起导向的作用

- The door plate and box body are installed with special screws and retainers in accordance with common standards, which can ensure the Protection grade and the operation and maintenance in the narrow space in the box
- Multiple protection grooves are designed at the box opening can not only reinforce the structure but also prevent the entry of dirt or water when the door is opened
- PU foaming sealing strip ensures a protection grade of IP66 to box body
- The grounding can be connected to box body and door plate
- Racks with screw holes are provided on both sides of the box to ensure the max. mounting height and allow the installation of supporting rail or mounting plate
- The special plastic insulating sleeve can provide sealing and prevent door plate screw loosening, and guide screws when they are tightened

### SKL系列订货规格表

SKL series order specification table

\*可定制非标产品  
Nonstandard products are customizable

序号 No.	订货号(SKL) Order number (SKL)	宽 Width	高 Height	深 Depth
1	SKL151508002	150	150	80
2	SKL151512002	150	150	120
3	SKL201508002	200	150	80
4	SKL201512002	200	150	120
5	SKL202012002	200	200	120
6	SKL302012002	300	200	120
7	SKL302015502	300	200	155
8	SKL302021002	300	200	210
9	SKL383021002	380	300	210
10	SKL383821002	380	380	210

TB383821002

**BKL**

BKL STAINLESS STEEL JUCTION BOX

BKL 不锈钢接线箱



材料 Material	SUS304(其它材料型号可选) SUS304 (other material types are option)
表面处理 Surface treatment	拉丝, 安装板则为镀锌 Brushing, galvanized mounting plate
防护等级 Protection grade	IP66(按GB4205-1993) IP66 (acc. to GB4205-1993)
标准配置 Standard configuration	门板、箱体、密封条、箱盖螺钉、安装板(可选) Door plate, box body, sealing strip, cover screw, mounting plate (option)
钢板厚度 Plate thickness	箱体: 1.2-1.5mm 门板: 1.5mm 安装板: 2.5mm Box body: 1.2-1.5mm Door plate: 1.5mm Mounting plate: 2.5mm



安装板(可选)  
Mounting plate (option)



壁挂件(SUS304)  
Wall mounting parts (SUS304)



支撑轨  
可支撑接线板和  
输配电设备  
Supporting rail  
To support connection box  
and powertransmission/  
distribution equipment

# BKL

## BKL STAINLESS STEEL JUCTION BOX

BKL 不锈钢接线箱



### 产品特点 Features of Products

- 门板与箱体采用专用螺钉和护圈按通用标准安装，不但确保防护等级而且确保箱体在极狭小空间使用及维护
- 箱口多层保护槽不但能起加固作用而且能防止门板打开时脏物和水进入箱内
- PU发泡密封条确保箱体防护等级达到IP66
- 接地线可连接箱体和门板
- 箱体两侧配有开有螺丝孔的支架条，确保最大的安装高度，并可以安装支撑轨或安装板
- 特制的塑料绝缘套管不但能够密封而且能使门板螺丝不致脱落，并在螺丝拧紧时起导向的作用
- 表面拉丝处理(高档箱体内部可做喷砂处理)
- The door plate and box body are installed with special screws and retainers in accordance with common standards, which can ensure the Protection grade and the operation and maintenance in the narrow space in the box
- Multiple protection grooves are designed at the box opening can not only reinforce the structure but also prevent the entry of dirt or water when the door is opened
- PU foaming sealing strip ensures a protection grade of IP66 to box body
- The ground can be connected to box body and door plate
- Racks with screw holes are provided on both sides of the box to ensure the max. mounting height and allow the installation of supporting rail or mounting plate
- The special plastic insulating sleeve can provide sealing and prevent door plate screw loosening, and guide screws when they are tightened
- Surface wire drawing treatment (sand blasting is available in high- class box)

### BKL 系列订货规格表

BKL series order specification table

\*可定制非标产品  
Nonstandard products are customizable

序号 No.	订货号(BKL) Order number (BKL)	宽 Width	高 Height	深 Depth
1	BKL1515080304	150	150	80
2	BKL1515120304	150	150	120
3	BKL2015080304	200	150	80
4	BKL2015120304	200	150	120
5	BKL2020120304	200	200	120
6	BKL3020120304	300	200	120
7	BKL3020155304	300	200	155
8	BKL3020210304	300	200	210
9	BKL3830210304	380	300	210
10	BKL3838210304	380	380	210

# SKL

## SKL JUCTION BOX

SKL 接线箱



### SKL/BKL 安装板尺寸规格表

SKL/BKL mounting plate dimensions table

安装板尺寸 Mounting plate dimensions			箱体尺寸 Box dimensions	
G	F1	F2	宽	高
135	125	--	150	150
185	125	--	200	150
185	175	50	200	200
285	175	50	300	200
285	275	50	300	300
365	275	50	380	300
365	355	50	380	380

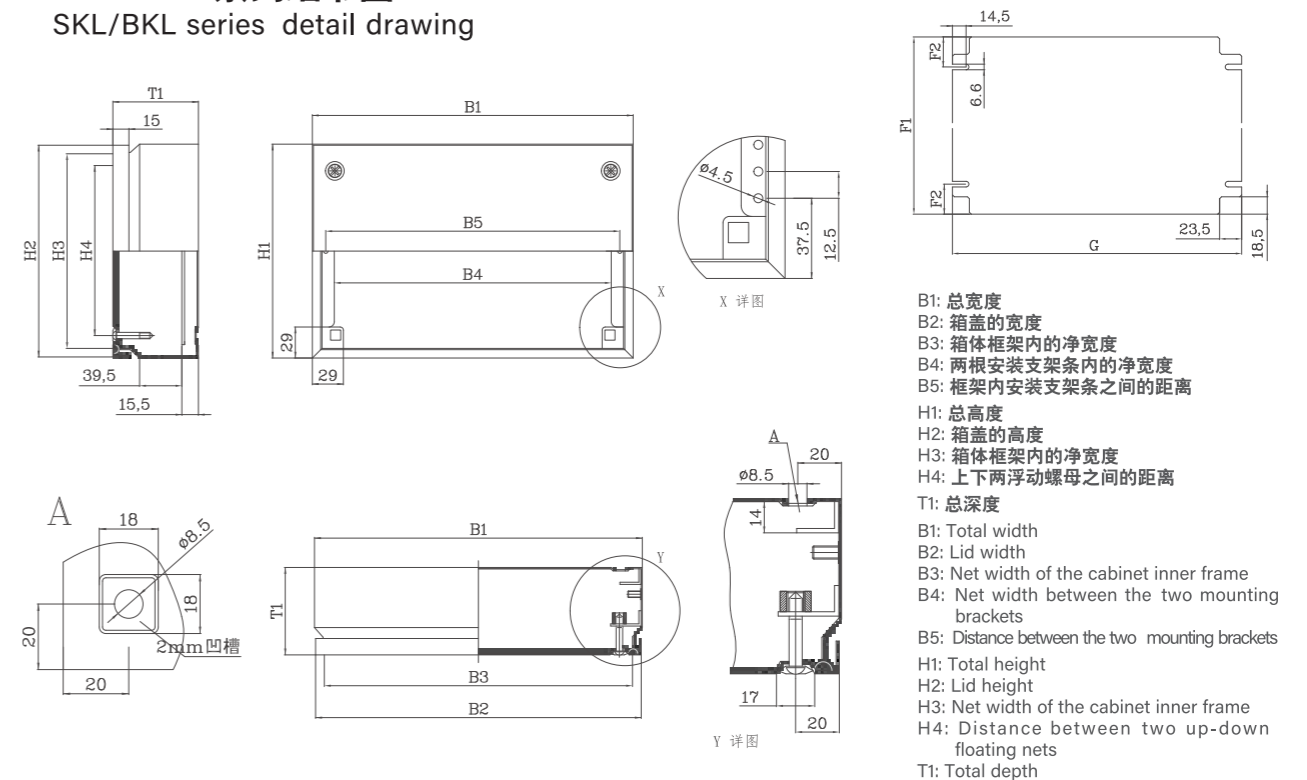
### SKL/BKL 系列尺寸规格表

SKL/BKL series dimensions table

规格尺寸 Dimensions			宽度 Width					高度 Height				深度 Depth
宽 width	高 height	深 depth	B1	B2	B3	B4	B5	H1	H2	H3	H4	T1
150	150	80	150	148	132	109	125	150	148	132	100	80
150	150	120	150	148	132	109	125	150	148	132	100	120
200	150	80	200	198	182	159	175	150	148	132	100	80
200	150	120	200	198	182	159	175	150	148	132	100	120
200	200	120	200	198	182	159	175	200	198	182	150	120
300	200	120	300	298	282	259	275	200	198	182	150	120
300	200	155	300	298	282	259	275	200	198	182	150	155
300	200	210	300	298	282	259	275	200	198	182	150	210
380	300	210	380	378	362	339	355	300	298	282	250	210
380	380	210	380	378	362	339	355	380	378	362	330	210

### SKL/BKL 系列细节图

SKL/BKL series detail drawing



# SDH IP67/IP68 接线盒



## 产品特点 Features of Products

304不锈钢接线盒，专为便于清洁而设计的特殊外形使其成为需要高卫生标准的理想选择。坚固的螺纹盖，配有“夹入式”硅胶垫圈，防护等级IP67/IP68。  
304 stainless steel, The special profile designed to facilitate cleaning makes it ideal for use where high standards of hygiene are required. Solid screwed cover complete with “clip-in” silicone gasket, Protection rating IP 67/IP 68.



## 技术参数 Technical Parameters

技术参数 Technical parameters	SDH
材料类型 Type of steel	304不锈钢 304 stainless steel
厚度 Thicknesses	盖 1 毫米 cover 1 mm
门开孔尺寸 Door drilling reference	宽-40 毫米 高-40 毫米 W-40 mm H-40 mm
深度 Useful depth	深-15 毫米 D-15 mm
最小尺寸 Minimum dimensions	宽=80 毫米高=80 毫米深=60 毫米 W=80 mm H=80 mm D=60 mm
最大尺寸 Maximum dimensions	宽=400 毫米高=400 毫米深=200 毫米 W=400 mm H=400 mm D=200 mm
尺寸间距 Dimensional pitch	10 毫米 10 mm

型号 Model	外形尺寸 External dimensions			重量 kg	安装板尺寸 Mounting plate dimensions		孔中心距离 Centre to centre distance between rear bushings	
	W	H	D		W	H	W	H
SDH99	90	90	90	0.53				60
SDH914	90	140	90	0.68				110
SDH920	90	200	90	0.92				170
SDH928	90	280	90	1.13				250
SDH1010	100	100	100	0.72	70	85		70
SDH1016	100	160	100	1.01	70	145		130
SDH1020	100	200	100	1.21	70	185		170
SDH1616	160	160	100	1.43	130	130	110	110
SDH1625	160	250	100	2.05	130	220	110	200
SDH2020	200	200	100	2.12	170	170	150	150
SDH2025	200	250	120	2.59	170	220	150	200
SDH2030	200	300	120	3.14	170	270	150	250
SDH2040	200	400	120	3.74	170	370	150	350
SDH3030	300	300	120	4.48	270	270	250	250
SDH3040	300	400	120	5.70	270	370	250	350
SDH4040	400	400	120	7.34	370	370	350	350

# SPH IP67/IP68 按钮盒



## 产品特点 Features of Products

304不锈钢按钮盒，专为便于清洁而设计的特殊外形使其成为需要高卫生标准的理想选择。带有“夹入式”硅胶垫圈的螺纹盖，预先钻有22,5 mm 孔 (0.89")。不带内部安装板，防护等级 IP 67/IP 68。  
304 stainless steel, The special profile designed to facilitate cleaning makes it ideal for use where high standards of hygiene are required. Screwed cover with “clip-in” silicone gasket, pre-drilled with 22,5 mm holes (0.89"). Without internal mounting plate. Protection rating IP 67/IP 68.



## 技术参数 Technical Parameters

技术参数 Technical parameters	SPH
材料类型 Type of steel	304不锈钢 304 stainless steel
厚度 Thicknesses	盖 1 毫米 cover 1 mm
门开孔尺寸 Door drilling reference	宽-40 毫米 高-40 毫米 W-40 mm H-40 mm
深度 Useful depth	深-15 毫米 D-15 mm
最小尺寸 Minimum dimensions	宽=80 毫米高=80 毫米深=60 毫米 W=80 mm H=80 mm D=60 mm
最大尺寸 Maximum dimensions	宽=400 毫米高=400 毫米深=200 毫米 W=400 mm H=400 mm D=200 mm
尺寸间距 Dimensional pitch	10 毫米 10 mm

型号 Model	外形尺寸 External dimensions			重量 kg	安装板尺寸 Mounting plate dimensions		孔中心距离 Centre to centre distance between rear bushings	
	W	H	D		W	H	W	H
SPH99	90	90	90	0.53				60
SPH914	90	140	90	0.68				110
SPH920	90	200	90	0.92				170
SPH928	90	280	90	1.13				250
SPH1010	100	100	100	0.72	70	85		70
SPH1016	100	160	100	1.01	70	145		130
SPH1020	100	200	100	1.21	70	185		170
SPH1616	160	160	100	1.43	130	130	110	110
SPH1625	160	250	100	2.05	130	220	110	200
SPH2020	200	200	100	2.12	170	170	150	150
SPH2025	200	250	120	2.59	170	220	150	200
SPH2030	200	300	120	3.14	170	270	150	250
SPH2040	200	400	120	3.74	170	370	150	350
SPH3030	300	300	120	4.48	270	270	250	250
SPH3040	300	400	120	5.70	270	370	250	350
SPH4040	400	400	120	7.34	370	370	350	350



材料 Material	冷轧钢板 Cold rolled steel sheet
表面处理 Surface treatment	箱体和门板磷化底涂处理, 外部为粉末涂层, 可分RAL7032或RAL7035两种织纹, 安装板则为镀锌 Etch primer for box body and door plate; powder coating for outside; RAL7032 or RAL7035 texture optional; galvanized mounting plate
防护等级 Protection grade	IP66(按GB4205-1993) IP66 (acc. to GB4205-1993)
标准配置 Standard configuration	门板、箱体、密封条、接地套件、安装板、门锁、运输吊环(可选) Door plate, box body, sealing strip, grounding set, mounting plate, door lock, lifting ring (option)
钢板厚度 Plate thickness	箱体: 1.5, 2.0 (可选) 门板: 2.0mm 安装板: 标配2.5mm Box body: 1.5mm Door plate: 2.0mm Mounting plate: standard 2.5mm



坚固的门板方管加强筋  
Firm door plate square tube stiffener



加强的多折箱体边框  
灵活的底部进出线方式  
Reinforced folded box frame; flexible bottom inlet/outlet line mode



锌合金130°承重铰链  
高强度的安装板支架  
Zinc alloy 130° bearing hinge  
High strength mounting plate rack



### 产品特点 Features of products

- PU发泡的密封条确保箱体达到IP66的防护等级
- 加宽的箱体边框、承重铰链、门板方管加强筋确保箱体系统的高强度
- 镀锌安装板和高强度的安装板支架确保安装器件的可靠性(可在箱外做布线用)
- 底部进出线装置确保进出线的灵活方便
- 可选的运输吊环系统确保运输的方便快捷
- PU foaming sealing strip ensures a protection grade of IP66 to box body
- Widened box frame, bearing hinge and door plate square tube stiffener ensures high strength of the box body
- The mounting plate and high-strength mounting rack ensures the reliability of the mounting parts (can be used for wiring outside the box)
- Bottom inlet/outlet line device allows easy installation of inlet/outlet lines
- Optional lifting ring system allows easy handling

### SAE系列订货规格表

#### SAE series order specification table

\*可定制非标产品  
Nonstandard products are customizable

序号 No.	订货号(AE) Order number (AE)	宽 Width	高 Height	深 Depth
1	SAE801030002	800	1000	300
2	SAE801230002	800	1200	300
3	SAE101030002	1000	1000	300
4	SAE101230002	1000	1200	300
5	SAE601240002	600	1200	400
6	SAE801240002	800	1200	400
7	SAE121240002	1200	1200	400

**BAE**

**BAE STAINLESS STEEL LUXURY CONTROL BOX**

BAE不锈钢豪华立式控制箱




材料 Material	SUS304(其它材料型号可选) SUS304 (other material types are option)
表面处理 Surface treatment	拉丝, 安装板则为镀锌 Wire drawing; galvanized mounting plate
防护等级 Protection grade	IP66(按GB4205-1993) IP66 (acc. to GB4205-1993)
标准配置 Standard configuration	门板、箱体、密封条、接地套件、安装板、门锁 Door plate, box body, sealing strip, grounding set, mounting plate, door lock
钢板厚度 Plate thickness	箱体: 1.5, 20 (可选) 门板: 2.0mm 安装板: 2.5mm Box body: 1.5mm Door plate: 2.0mm Mounting plate: 2.5mm



不锈钢门锁  
Stainless steel door



坚固的门板方管加强筋  
Firm door plate square tube stiffener



锌合金130度承重铰链  
Zinc alloy 130o bearing hinge

**BAE**

**BAE STAINLESS STEEL LUXURY CONTROL BOX**

BAE不锈钢豪华立式控制箱



**产品特点 Features of products**

- PU发泡的密封条确保箱体达到IP66的防护等级
- 加宽的箱体边框、承重铰链、门板方管加强筋确保箱体系统的高强度
- 可选3.0mm的镀锌安装板和高强度的安装板支架确保安装器件的可靠性 (可在箱外做布线用)
- 底部进出线装置确保进出线的灵活方便
- 可选的不锈钢运输吊环系统确保运输的方便快捷
- 表面拉丝处理 (高档箱体内部可做喷砂处理)

- PU foaming sealing strip ensures a protection grade of IP66 to box body
- Widened box frame, bearing hinge and door plate square tube stiffener ensures high strength of the box body
- The Optional 3.0 mm galvanized plate and the high strength mounting plate bracket ensure the reliability of the installation device (can use for wiring outside the cabinet).
- The Outlet and inlet wires of the device at the bottom ensure the flexible and convenient of the outlet and inlet wire.
- The optional stainless steel transportation flying rings system ensures fast and convenience of the transportation.
- The surface wire drawbench processing (the sandblasting processing can be available in the high-grade cabinets)

**BAE 系列订货规格表**

BAE series order specification table

\*可定制非标产品  
Nonstandard products are customizable

序号 No.	订货号(BAE) Order number (BAE)	宽 Width	高 Height	深 Depth
1	BAE8010300304	800	1000	300
2	BAE8012300304	800	1200	300
3	BAE1010300304	1000	1000	300
4	BAE1012300304	1000	1200	300
5	BAE6012400304	600	1200	400
6	BAE8012400304	800	1200	400
7	BAE1212400304	1200	1200	400

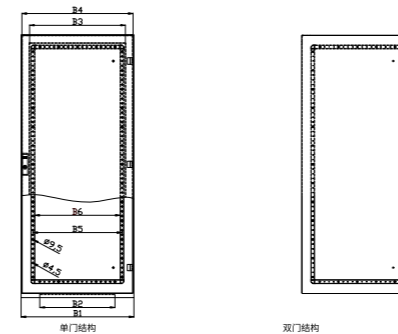
**SAE/BAE 系列尺寸规格表**

SAE/BAE series dimensions table

规格尺寸 Dimensions			宽 Width						高 Height		深 Depth		安装板 Mounting plate	
宽 width	高 height	深 depth	B1	B2	B3	B4	B5	B6	H1	H2	T1	T2	F	G
800	1000	300	800	600	710	792	674	654	1000	975	300	275	700	900
800	1200	300	800	600	710	792	674	654	1200	1175	300	275	700	1100
1000	1000	300	1000	800	910	992	874	854	1000	975	300	275	900	900
1000	1200	300	1000	800	910	992	874	854	1200	1175	300	275	900	1100
600	1200	400	600	400	510	592	474	454	1200	1175	400	375	500	1100
800	1200	400	800	600	710	792	674	654	1200	1175	400	375	700	1100
1200	1200	400	1200	400*2	1110	593.5*2	474	454	1200	1175	400	375	1100	1100

**SAE/BAE 系列细节图**

SAE/BAE series detail drawing



- B1: 总宽度
  - B2: 底板进线宽度(柜宽≥1200, 底部进线板分左右2部分)
  - B3: 箱体框架内档净宽度
  - B4: 门板宽度
  - B5: 门板后部方管加强筋安装中心尺寸
  - B6: 门板后部方管加强筋内档尺寸
  - H1: 柜体高度
  - H2: 门板高度
  - T1: 柜体总深度
  - T2: 柜体不含门板深度
  - F: 安装板宽度
  - G: 安装板高度
- B1: Total width  
B2: Wiring insert width of the bottom plate (cabinet width ≥1200, wiring insert plate in the bottom divides into left and right 2 parts)  
B3: Net width of the cabinet framework  
B4: Door plate width  
B5: The center size of the square tube reinforcing rib installation in the back of door plate  
B6: The interior size of the square tube reinforcing rib in the back of door plate  
H1: Cabinet height  
H2: Door plate height  
T1: Cabinet total depth  
T2: cabinet depth without door plate  
F: Mounting plate width  
G: Mounting plate height

\*B1: 宽度≥1100的2.5镀锌安装板在中间另加固定方式。  
\*B1: 2.5 galvanized mounting plate with width ≥1100 is additionally fixed at the center.

# Industry Enclosures

## 工业机柜系列

前门后背板工业机柜  
前门后门工业机柜



### 产品特点:

- 表面处理: 纳米薄膜技术+阴极电泳技术+表面喷粉工艺
- 21折型材框架, 静态承重达到2000公斤; 16折型材框架, 静态承重达到1500公斤
- 防护等级: IP55、IK08
- 可随时变换门的开启方向, 实现上下左右全面并柜
- 可选配置: 冷轧钢板、不锈钢

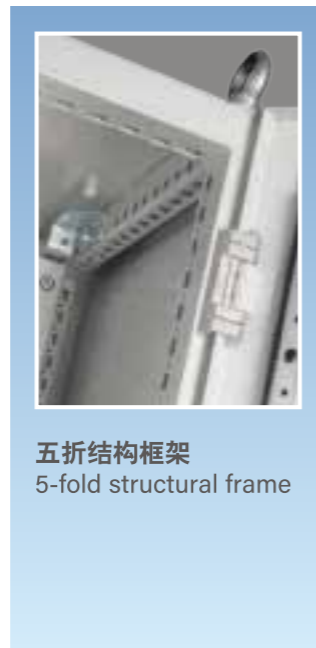
KD

FREESTANDING CABINET

独立式机柜



材料 Material	冷轧钢板 Cold rolled steel sheet
表面处理 Surface treatment	机柜磷化底涂处理，外部为粉末涂层，颜色可分RAL7032和RAL7035两种织纹，安装板则为镀锌 Etch primer for cabinet; powder coating for outside; RAL7032 or RAL7035 texture optional; galvanized mounting plate
防护等级 Protection grade	IP55(按GB4205-1993 ) IP55 (acc to GB4205-1993)
标准配置 Standard configuration	前门、背板、安装板、柜体、门锁、密封条 Front door, back plate, mounting plate, cabinet, door lock, sealing strip
钢板厚度 Plate thickness	框架：五折型材1.5mm 门板：2.0mm 背板：1.5mm 安装板：2.5mm Frame: 5-fold sections 1.5mm Door plate: 2.0mm Back plate: 1.5mm Mounting plate: 2.5mm



KD

FREESTANDING CABINET

独立式机柜



产品特点 Features of product

- 独立式电柜，不适宜并柜使用
- 门板离地很高，约25mm，确保开门灵活顺畅
- 独特的五折型材整体焊接而成的主体框架不但确保柜体的高强度而且使柜体的防护等级达到IP55
- 特殊的门板方管加强系统可以用螺丝固定在门板上，便于拆卸
- 框架上密布的25mm 间距模数孔确保安装的灵活性、通用性
- 镀锌安装板可以利用塑料滑块通过导轨从正面推入柜内，且两边有U型折边使安装板更牢固和更便于搬运

- Stand-alone electric cabinet, inapplicable for cabinet incorporation
- High door plate (approx 25mm from the ground) to ensure smooth door opening
- IP55 Unique main body frame integrally welded with 5-fold sections ensures high strength and IP55 of cabinet body
- Special door plate square tube reinforcing system can be fixed on door plate by screws for easy disassembly
- Modular holes with a spacing of 25mm on the frame ensures flexibility and universality of installation
- The mounting plate can be pushed into the cabinet by plastic slide through rail; U flanges on both sides allow firmer mounting plate and easier handling

KD系列订货规格表

KD series order specification table

\*可定制非标产品  
Nonstandard products are customizable

序号 No.	订货号(KD) Order number (KD)	订货号(KD) Order number (KD)	宽 Width	高 Height	深 Depth
1	KD601640002	KD601640005	600	1600	400
2	KD601650002	KD601650005	600	1600	500
3	KD601840002	KD601840005	600	1800	400
4	KD601850002	KD601850005	600	1800	500
5	KD602050002	KD602050005	600	2000	500
6	KD801650002	KD801650005	800	1600	500
7	KD801840002	KD801840005	800	1800	400
8	KD801850002	KD801850005	800	1800	500
9	KD802050002	KD802050005	800	2000	500
10	KD802060002	KD802060005	800	2000	600
11	KD101840002	KD101840005	1000	1800	400
12	KD121650002	KD121650005	1200	1600	500
13	KD121840002	KD121840005	1200	1800	400
14	KD122050002	KD122050005	1200	2000	500

\*KD系列细节图见43页

\*See Page 43 for KD Series Detail Drawing



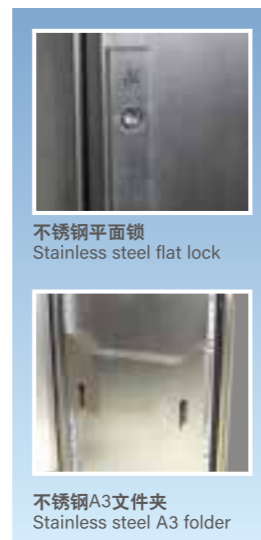
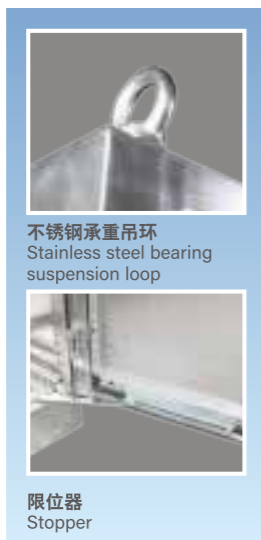
BKD

STAINLESS STEEL FREESTANDING CABINET

不锈钢独立式机柜



材料 Material	SUS304 (其它材料型号可选) SUS304 (other material types are optional)
表面处理 Surface treatment	拉丝, 安装板则为镀锌 Wire drawing, and mounting plate is galvanized
防护等级 Protection grade	IP55(按GB4205-1993) IP55 (in the light of GB4205-1993)
标准配置 Standard configuration	前门、背板、安装板、柜体、门锁、密封条 Front door, back plate, mounting plate, cabinet body, door lock and sealing strip
钢板厚度 Plate thickness	框架: 五折型材1.5mm 门板: 2.0mm 背板: 1.5mm 安装板: 2.5mm Frame: 5-fold sections 1.5mm Door plate: 2.0mm Back plate: 1.5mm Mounting plate: 2.5mm



BKD

STAINLESS STEEL FREESTANDING CABINET

不锈钢独立式机柜



产品特点 Features of product

- 独立式电柜, 不适宜并柜使用
- 门板离地很高, 约25mm, 确保开门灵活顺畅
- 独特的五折型材整体焊接而成的主体框架不但确保柜体的高强度而且确保柜体的防护等级达到IP56
- 特殊的门板方管加强系统可以用螺丝固定在门板上, 便于拆卸
- 框架上密布的25mm 间距模数孔确保安装的灵活性、通用性
- 镀锌安装板可以利用塑料滑块通过导轨从正面推入柜内, 且两边有U型折边使安装板更牢固和更便于搬运
- 专业的不锈钢岔道锁、不锈钢承重吊环以及各种功能性的附件彰显柜体豪华品质

- Stand-alone electric cabinet, unsuitable for combination
- Ground clearance of door plate is sufficient, about 25mm, ensuring flexibility and smoothness of door opening.
- IP56 The main body frame specially fabricated by five-fold section through whole welding ensures not only high strength but also the Protection grade of IP56.
- Special door plate square pipe reinforcement system can be fixed on the door plate with screws, easy for dismantlement.
- Module holes densely distributed at 25mm spacing on the frame guarantee flexibility and universality of installation
- The mounting plate can be pushed into the cabinet from the front through guide rail by making use of plastic sliders. U-shape folded edges at the two sides facilitate fastening and handling of the mounting plate.
- Professional stainless steel turnoff lock, stainless steel bearing suspension loops and other accessories having various functions bring out luxury character of cabinet body.

BKD系列订货规格表

BKD series order specification table

\*可定制非标产品  
Nonstandard products are customizable

序号 No.	订货号(BKD) Order number (BKD)	宽 Width	高 Height	深 Depth
1	BKD6016400304	600	1600	400
2	BKD6016500304	600	1600	500
3	BKD6018400304	600	1800	400
4	BKD6018500304	600	1800	500
5	BKD6020500304	600	2000	500
6	BKD8016500304	800	1600	500
7	BKD8018400304	800	1800	400
8	BKD8018500304	800	1800	500
9	BKD8020500304	800	2000	500
10	BKD8020600304	800	2000	600
11	BKD1018400304	1000	1800	400
12	BKD1216500304	1200	1600	500
13	BKD1218400304	1200	1800	400
14	BKD1220500304	1200	2000	500

\*BKD系列细节图见43页

\*See Page 43 for BKD Series Detail Drawing

KD

KD/BKD SERIES DIMENSION TABLE

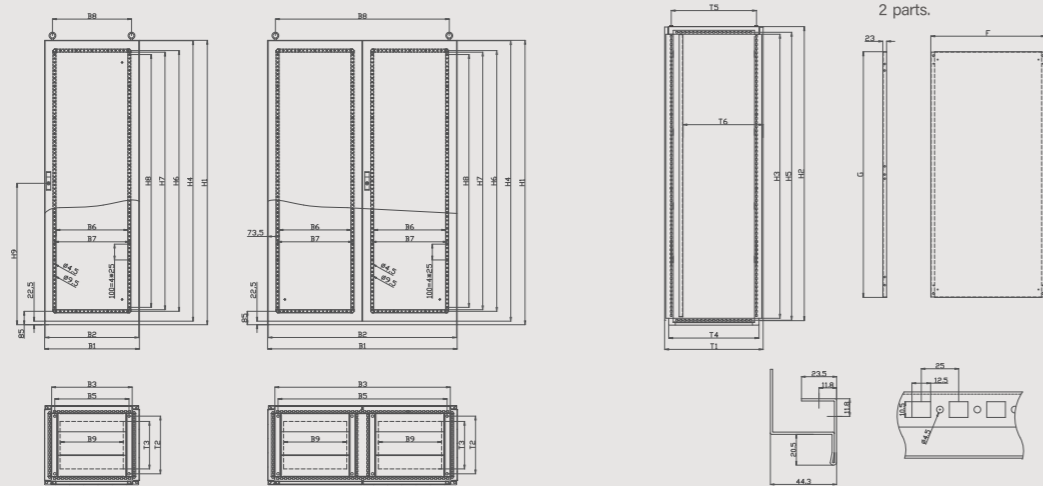
KD/BKD 系列尺寸规格表



规格尺寸 Dimension			宽度 Width						高度 Height						深度 Depth						安装板 Mounting plate					
宽 width	高 height	深 depth	B1	B2	B3	B5	B6	B7	B8	B9	H1	H2	H3	H5	H6	H7	H8	H9	T1	T2	T3	T4	T5	T6	F	G
600	1600	400	600	592	510	470	454	474	535	400	160	157	151	153	145	143	140	795	400	265	200	350	325	349	498	1496
600	1600	500	600	592	510	470	453	474	535	400	160	157	151	153	145	143	140	795	500	365	300	450	425	449	498	1496
600	1800	400	600	592	510	470	453	474	535	400	180	177	171	173	165	163	160	895	400	265	200	350	325	349	498	1696
600	1800	500	600	592	510	470	453	474	535	400	180	177	171	173	165	163	160	895	500	365	300	450	425	449	498	1696
600	2000	500	600	592	510	470	453	474	535	400	2000	197	191	193	185	183	180	995	500	365	300	450	425	449	498	1896
800	1600	500	800	792	710	670	653	674	735	600	160	157	151	153	145	143	140	795	500	365	300	450	425	449	698	1496
800	1800	400	800	792	710	670	653	674	735	600	180	177	171	173	165	163	160	895	400	265	200	350	325	349	698	1696
800	1800	500	800	792	710	670	653	674	735	600	180	177	171	173	165	163	160	895	500	365	300	450	425	449	698	1696
800	2000	500	800	792	710	670	653	674	735	600	2000	197	191	193	185	183	180	995	500	365	300	450	425	449	698	1896
800	2000	600	800	792	710	670	653	674	735	600	2000	197	191	193	185	183	180	995	600	465	400	550	525	549	698	1896
1000	1800	400	1000	992	910	870	853	874	935	800	180	177	171	173	165	163	160	895	400	265	200	350	325	349	898	1696
1200	1600	500	1200	593.5*2	1110	1070	454*2	474*2	1135	1000	160	157	151	153	145	143	140	795	500	365	300	450	425	449	1098	1496
1200	1800	400	1200	593.5*2	1110	1070	454*2	474*2	1135	1000	180	177	171	173	165	163	160	895	400	265	200	350	325	349	1098	1696
1200	2000	500	1200	593.5*2	1110	1070	454*2	474*2	1135	1000	2000	197	191	193	185	183	180	995	500	365	300	450	425	449	1098	1896

KD/BKD 系列细节图

KD/BKD Series Detail Drawing



\*B1: 宽度 ≥ 1200 时, 底部进线板结构分为左右 2 部分。  
 \*B1: ≥1200 width, the bottom wiring insert plate structure is divided into left and right 2 parts.

B1: 总宽度  
 B2: 门的宽度  
 B3: 箱体框架内档宽度  
 B5: 底板与地面固定物横向连接孔。  
 B6: 门板后部方管加强筋左右侧内档距离  
 B7: 门板后部方管加强筋左右侧中心距离。  
 B8: 两个吊环之间的横向距离  
 B9: 箱底开缝宽度  
 T1: 总深度  
 B1: Total width  
 B2: Door width  
 B3: Net width of the cabinet inner frame  
 B5: The ground floor and lateral connections fixture holes.  
 B6: The left and right interior distance of the square tube reinforcing rib installation in the back of door plate  
 B7: The left and right center distance of the square tube reinforcing rib in the back of door plate  
 B8: The lateral distance between the two rings  
 B9: Cabinet bottom slit width  
 T1: Total depth

T2: 底板与地面固定物前后连接孔。  
 T3: 箱底开缝的深度  
 T4: 底框深度  
 T5: 两个吊环之间前后距离  
 T6: 安装板深度, 从149mm开始以每格25mm 的距离进行调节  
 H1: 总高度  
 H2: 门和后背板的高度  
 T2: The front and back connection holes for the fixation of the Bottom plate and ground  
 T3: Depth of the slit in the cabinet bottom  
 T4: Depth of the bottom frame  
 T5: The distance between the center of the two rings  
 T6: Mounting plate depth, the adjustment is from the beginning of the 149 mm in per 25 mm distance.  
 H1: Total height  
 H2: The height of the door and back plate

H3: 柜体框架内的净高度  
 H5: 框架上下横梁之间的高度  
 H6: 门板后部方管加强筋上下侧中心距离  
 H7: 门板后部方管加强筋上下侧内档距离  
 H8: 门框上下两个螺栓之间的距离(固定方管)  
 H9: 门底到门锁中心点的距离  
 F: 安装板的总宽度  
 G: 安装板的总高度  
 H3: The net height in the frame of the cabinet bottom  
 H5: The height of the upper and lower landscape Shaped beam of the frame  
 H6: The left and right center distance of the square tube reinforcing rib in the back of door plate.  
 H7: The left and right interior distance of the square tube reinforcing rib in the back of door plate  
 H8: Upper and lower distance (fixed RHS) bolts between the two frames  
 H9: Distance between the center of the bottom of the door to door  
 F: Mounting plate width  
 G: Mounting plate height


KP

PARALLEL CABINET SYSTEM

并联柜系统



材料 Material	冷轧钢板 Cold-roll steel sheet
表面处理 Surface treatment	机柜磷化底涂处理, 外部为粉末涂层, 颜色可分RAL7032和RAL7035两种织纹, 安装板则为镀锌 Cabinet is applied with etch primer and covered with powder coating on the outer side. Two color textures, RAL7032 and RAL7035, are available. The mounting plate is galvanized.
防护等级 Protection grade	IP54 (按GB4205-1993) IP54 (in accordance with GB4205-1993)
标准配置 Standard configuration	前门、背板、安装板、柜体、密封条、门锁、侧板(可选) Front door, back plate, mounting plate, cabinet body, sealing strip, door lock and side plate (optional)
钢板厚度 Plate thickness	框架: 九折型材1.5mm 门板: 2.0mm 背板、侧板: 1.5mm 安装板: 2.5mm Frame: nine-fold section 1.5mm Door plate: 2.0mm Back plate and side plate: 1.5mm Mounting plate: 2.5mm



KP

PARALLEL CABINET SYSTEM

并联柜系统



产品特点 Features of product

- 组合式电柜，适宜并柜使用
- 顶板可以移去，侧板可以拆卸，更易于工作的便捷性
- 门板离地很高，约25mm，确保开门灵活顺畅
- 独特的九折型材整体焊接而成的主体框架不但确保柜体的高强度而且使柜体的防护等级达到IP54
- 特殊的门板方管加强系统可以用螺丝固定在门板上，便于拆卸
- 框架上密布的25mm 间距模数孔确保安装的灵活性、通用性
- 镀锌安装板可以利用塑料滑块通过导轨从正面推入柜内，且两边有U型折边使安装板更牢固和更便于搬运

- Combined electric cabinet, suitable for combination
- The top plate is removable and the side plate is demountable, making work easier and simpler
- Ground clearance of door plate is sufficient, about 25mm, ensuring flexibility and smoothness of door opening.
- IP54The main body frame specially made of nine-fold section by means of whole welding not only ensures high strength of cabinet body but also lets the protection grade of cabinet body reach IP54.
- Special door plate square pipe reinforcement system can be fixed on the door plate with screws, easy for dismantlement.
- Module holes densely distributed at 25mm spacing on the frame guarantee the flexibility and universality of installation
- The mounting plate can be pushed into the cabinet from the front through guide rail by making use of plastic sliders. U-shape folded edges at the two sides facilitate fastening and handling of the mounting plate.

KP系列订货规格表

KP series order specification table

\*可定制非标产品  
Nonstandard products are customizable

序号 No.	订货号 (KP) Order number (KP)	订货号 (KP) Order number (KP)	宽 Width	高 Height	深 Depth	侧板订货号 (RAL7032)	侧板订货号 (RAL7035)
1	KP601840002	KP601840005	600	1800	400	KP1840002	KP1840005
2	KP601850002	KP601850005	600	1800	500	KP1850002	KP1850005
3	KP601860002	KP601860005	600	1800	600	KP1860002	KP1860005
4	KP602040002	KP602040005	600	2000	400	KP2040002	KP2040005
5	KP602050002	KP602050005	600	2000	500	KP2050002	KP2050005
6	KP602060002	KP602060005	600	2000	600	KP2060002	KP2060005
7	KP602080002	KP602080005	600	2000	800	KP2080002	KP2080005
8	KP602260002	KP602260005	600	2200	600	KP2260002	KP2260005
9	KP801840002	KP801840005	800	1800	400	KP1840002	KP1840005
10	KP801850002	KP801850005	800	1800	500	KP1850002	KP1850005
11	KP801860002	KP801860005	800	1800	600	KP1860002	KP1860005
12	KP802040002	KP802040005	800	2000	400	KP2040002	KP2040005
13	KP802050002	KP802050005	800	2000	500	KP2050002	KP2050005
14	KP802060002	KP802060005	800	2000	600	KP2060002	KP2060005
15	KP802080002	KP802080005	800	2000	800	KP2080002	KP2080005
16	KP802260002	KP802260005	800	2200	600	KP2260002	KP2260005
17	KP101840002	KP101840005	1000	1800	400	KP1840002	KP1840005
18	KP121840002	KP121840005	1200	1800	400	KP1840002	KP1840005
19	KP121850002	KP121850005	1200	1800	500	KP1850002	KP1850005
20	KP121860002	KP121860005	1200	1800	600	KP1860002	KP1860005
21	KP122040002	KP122040005	1200	2000	400	KP2040002	KP2040005
22	KP122050002	KP122050005	1200	2000	500	KP2050002	KP2050005
23	KP122060002	KP122060005	1200	2000	600	KP2060002	KP2060005
24	KP122080002	KP122080005	1200	2000	800	KP2080002	KP2080005
25	KP122060002	KP122260005	1200	2200	600	KP2260002	KP2260005
26	KP102050002	KP102050005	1000	2000	500	KP2050002	KP2050005
27	KP102060002	KP102060005	1000	2000	600	KP2060002	KP2060005

\*KP系列细节图见49页 \*See Page 49 for KP Series Detail Drawing

BKP

STAINLESS STEELPARALLEL CABINET SYSTEM

不锈钢并联柜系统



材料 Material	SUS304 (其它材料型号可选) SUS304 (other material types are optional)
表面处理 Surface treatment	拉丝，安装板则为镀锌 Wire drawing, and mounting plate is galvanized
防护等级 Protection grade	IP54 (按GB4205-1993) IP54 (in accordance with GB4205-1993)
标准配置 Standard configuration	前门、背板、安装板、柜体、密封条、门锁、侧板(可选件) Front door, back plate, mounting plate, cabinet body, sealing strip, door lock and side plate (optional)
钢板厚度 Plate thickness	框架：九折型材1.5mm 门板：2.0mm 背板、侧板：1.5mm 安装板：2.5mm Frame: nine-fold section 1.5mm Door plate: 2.0mm Back plate and side plate: 1.5mm Mounting plate: 2.5mm



限位器/铰链/加强方管  
Stopper/hinge/  
reinforced square pipe



固定底座  
Fixing base



不锈钢三通连接件  
Stainless steel three-way connection element



#### 产品特点 Features of product

- 组合式电柜，适宜并柜使用
- 顶板可以移去，侧板可以脱卸，更易于工作的便捷性
- 门板离地很高，约25mm，确保开门灵活顺畅
- 独特的九折型材配合高强度的不锈钢三通连接件焊接而成的主体框架确保柜体的高强度
- 特殊的门板方管加强系统可以用螺丝固定在门板上，便于拆卸
- 框架上密布的25mm 间距模数孔确保安装的灵活性、通用性
- 镀锌安装板可以利用塑料滑块通过导轨从正面推入柜内，且两边有U型折边使安装板更牢固和更便于搬运
- 专业的不锈钢岔道锁、不锈钢承重吊环以及各种功能性的附件彰显柜体豪华品质

- Combined electric cabinet, suitable for combination
- The top plate is removable and the side plate is demountable, making work easier and simpler
- Ground clearance of door plate is sufficient, about 25mm, ensuring flexibility and smoothness of door opening.
- The main body frame specially made of nine-fold section and high-strength stainless steel three-way connection elements through welding ensures high strength of cabinet body.
- Special door plate square pipe reinforcement system can be fixed on the door plate with screws, easy for dismantlement.
- Module holes densely distributed at 25mm spacing on the frame guarantee the flexibility and universality of installation
- The mounting plate can be pushed into the cabinet from the front through guide rail by making use of plastic sliders. U-shaped folded edges at the two sides facilitate fastening and handling of the mounting plate.
- Professional stainless steel turnoff lock, stainless steel bearing suspension loops and other accessories of various functions bring out luxury character of cabinet body.

#### BKP系列订货规格表

BKP series order specification table

\*可定制非标产品  
Nonstandard products are customizable

序号 No.	订货号 (BKP) Order number (BKP)	宽 Width	高 Height	深 Depth	侧板订货号
1	BKP6018400304	600	1800	400	BKP18400304
2	BKP6018500304	600	1800	500	BKP18500304
3	BKP6018600304	600	1800	600	BKP18600304
4	BKP6020400304	600	2000	400	BKP20400304
5	BKP6020500304	600	2000	500	BKP20500304
6	BKP6020600304	600	2000	600	BKP20600304
7	BKP6020800304	600	2000	800	BKP20800304
8	BKP6022600304	600	2200	600	BKP22600304
9	BKP8018400304	800	1800	400	BKP18400304
10	BKP8018500304	800	1800	500	BKP18500304
11	BKP8018600304	800	1800	600	BKP18600304
12	BKP8020400304	800	2000	400	BKP20400304
13	BKP8020500304	800	2000	500	BKP20500304
14	BKP8020600304	800	2000	600	BKP20600304
15	BKP8020800304	800	2000	800	BKP20800304
16	BKP8022600304	800	2200	600	BKP22600304
17	BKP1018400304	1000	1800	400	BKP18400304
18	BKP1218400304	1200	1800	400	BKP18400304
19	BKP1218500304	1200	1800	500	BKP18500304
20	BKP1218600304	1200	1800	600	BKP18600304
21	BKP1220400304	1200	2000	400	BKP20400304
22	BKP1220500304	1200	2000	500	BKP20500304
23	BKP1220600304	1200	2000	600	BKP20600304
24	BKP1220800304	1200	2000	800	BKP20800304
25	BKP1222600304	1200	2200	600	BKP22600304
26	BKP1020500304	1000	2000	500	BKP20500304
27	BKP1020600304	1000	2000	600	BKP20600304



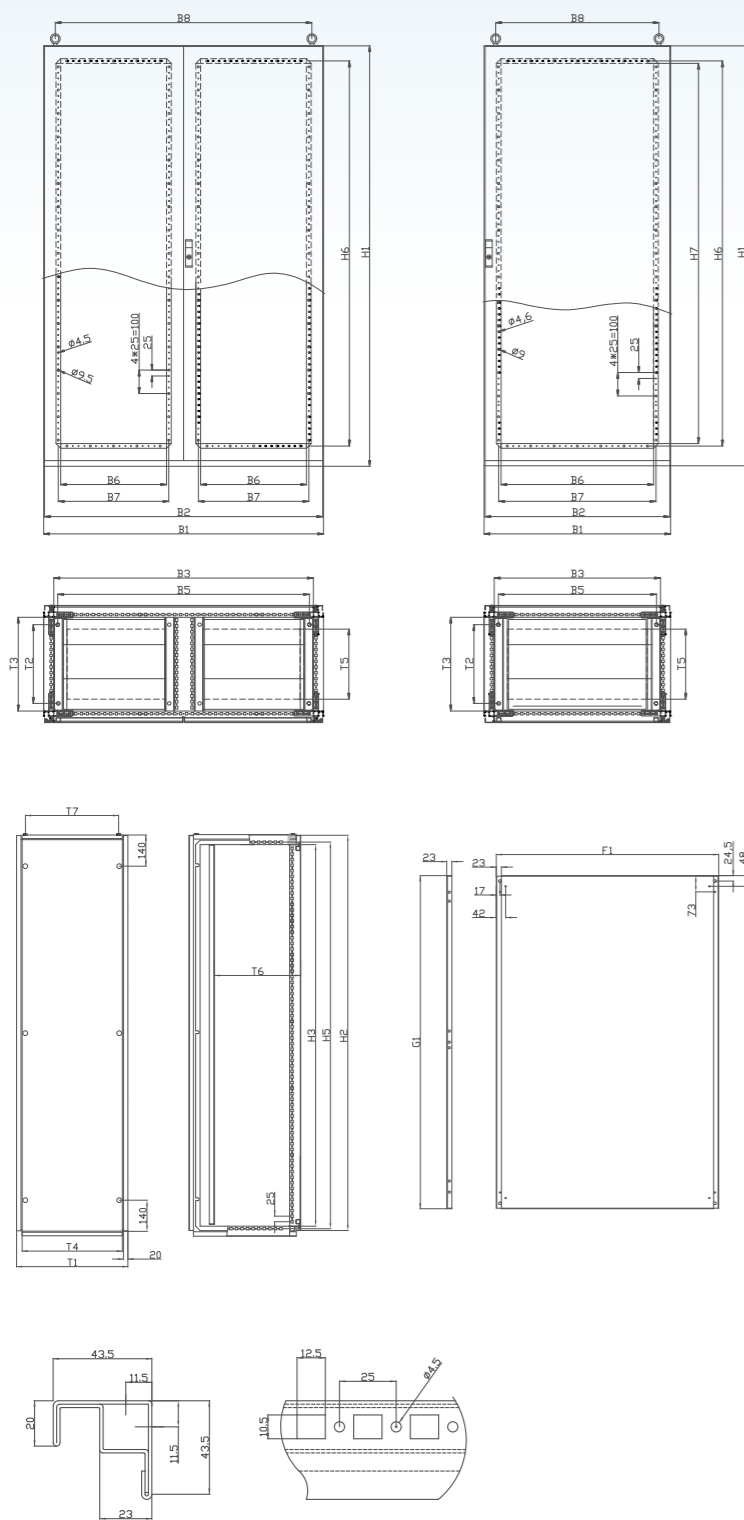
#### KP/BKP系列尺寸规格表

KP/BKP series dimension table

规格尺寸 Dimension			宽度 Width							高度 Height							深度 Depth							安装板 Mounting plate	
宽 Width	高 Height	深 Depth	B1	B2	B3	B5	B6	B7	B8	B9	H1	H2	H3	H5	H6	H7	T1	T2	T3	T4	T5	T6	T7	F	G
600	1800	400	599	592	512	478	454	474	535	400	1800	1775	1712	1735	1650	1630	400	235	302	350	200	349	325	498	1696
600	1800	500	599	592	512	478	454	474	535	400	1800	1775	1712	1735	1650	1630	500	335	402	450	300	449	425	498	1696
600	1800	600	599	592	512	478	454	474	535	400	1800	1775	1712	1735	1650	1630	600	435	502	550	400	549	525	498	1696
600	2000	400	599	592	512	478	454	474	535	400	2000	1975	1912	1935	1850	1830	400	235	302	350	200	349	325	498	1896
600	2000	500	599	592	512	478	454	474	535	400	2000	1975	1912	1935	1850	1830	500	335	402	450	300	449	425	498	1896
600	2000	600	599	592	512	478	454	474	535	400	2000	1975	1912	1935	1850	1830	600	435	502	550	400	549	525	498	1896
600	2000	800	599	592	512	478	454	474	535	400	2000	1975	1912	1935	1850	1830	800	635	702	750	600	749	725	498	1896
600	2200	600	599	592	512	478	454	474	535	400	2200	2175	2112	2135	2050	2030	600	435	502	550	400	549	525	498	2096
800	1800	400	799	792	712	678	654	674	735	600	1800	1775	1712	1735	1650	1630	400	235	302	350	200	349	325	698	1696
800	1800	500	799	792	712	678	654	674	735	600	1800	1775	1712	1735	1650	1630	500	335	402	450	300	449	425	698	1696
800	1800	600	799	792	712	678	654	674	735	600	1800	1775	1712	1735	1650	1630	600	435	502	550	400	549	525	698	1696
800	2000	400	799	792	712	678	654	674	735	600	2000	1975	1912	1935	1850	1830	400	235	302	350	200	349	325	698	1896
800	2000	500	799	792	712	678	654	674	735	600	2000	1975	1912	1935	1850	1830	500	335	402	450	300	449	425	698	1896
800	2000	600	799	792	712	678	654	674	735	600	2000	1975	1912	1935	1850	1830	600	435	502	550	400	549	525	698	1896
800	2000	800	799	792	712	678	654	674	735	600	2000	1975	1912	1935	1850	1830	800	635	702	750	600	749	725	698	1896
800	2200	600	799	792	712	678	654	674	735	600	2200	2175	2112	2135	2050	2030	600	435	502	550	400	549	525	698	2096
1000	1800	400	999	992	912	878	854	874	935	800	1800	1775	1712	1735	1650	1630	400	235	302	350	200	349	325	898	1696
1200	1800	400	1199	1192	1112	1078	1054*2	1074*2	1135	1000	1800	1775	1712	1735	1650	1630	400	235	302	350	200	349	325	1098	1696
1200	1800	500	1199	1192	1112	1078	1054*2	1074*2	1135	1000	1800	1775	1712	1735	1650	1630	500	335	402	450	300	449	425	1098	1696
1200	1800	600	1199	1192	1112	1078	1054*2	1074*2	1135	1000	1800	1775	1712	1735	1650	1630	600	435	502	550	400	549	525	1098	1696
1200	2000	400	1199	1192	1112	1078	1054*2	1074*2	1135	1000	2000	1975	1912	1935	1850	1830	400	235	302	350	200	349	325	1098	1896
1200	2000	500	1199	1192	1112	1078	1054*2	1074*2	1135	1000	2000	1975	1912	1935	1850	1830	500	335	402	450	300	449	425	1098	1896
1200	2000	600	1199	1192	1112	1078	1054*2	1074*2	1135	1000	2000	1975	1912	1935	1850	1830	600	435	502	550	400	549	525	1098	1896
1200	2000	800	1199	1192	1112	1078	1054*2	1074*2	1135	1000	2000	1975	1912	1935	1850	1830	800	635	702	750	600	749	725	1098	1896
1200	2200	600	1199	1192	1112	1078	1054*2	1074*2	1135	1000	2200	2175	2112	2135	2050	2030	600	435	502	550	400	549	525	1098	2096
1000	2000	500	999	992	912	878	854	874	935	800	2000	1975	1912	1935	1850	1830	500	335	402	450	300	449	425	898	1896
1000	2000	600	999	992	912	878	854	874	935	800	2000	1975	1912	1935	1850	1830	600	435	502	550	400	549	525	898	1896



KP/BKP系列细节图  
KP/BKP series detail drawing



- B1: 总宽度  
(不含侧板, 框架外围尺寸)
- B2: 门的宽度
- B3: 箱体框架内的净宽度
- B5: 柜体下纵梁与底板对应孔  
(无底座, 此孔与地面相连接)
- B6: 门板后部方管加强筋左右侧内档距离
- B7: 门板后部方管加强筋左右侧中心距离
- B8: 两个吊环之间的距离
- B9: 箱底开缝宽度
  
- T1: 总深度
- T2: 底板与地面固定物前后连接孔
- T3: 底框内的净深度
- T4: 底框深度
- T5: 箱底开缝的深度
- T6: 安装板深度, 从149mm开始以每格25mm的距离进行调节
- T7: 两个吊环中心点之间的距离
  
- H1: 总高度
- H2: 门和后背板的高度
- H3: 箱底框架内的净高度
- H5: 框架上下横向型材梁之间的高度
- H6: 门板后部方管加强筋上下侧中心距离
- H7: 门板后部方管加强筋上下侧内档距离
  
- F: 安装板的总宽度
- G: 安装板的总高度


\*B1: 宽度 ≥ 1200 时, 底部进线板结构分左右 2 部分。  
\*B1: ≥1200 width, the bottom line board structure at around 2 parts.

# IT机柜系列

## IT Enclosures

SP

IT ENCLOSURES  
IT机柜系列



**类型 Type**

网络机柜 Network cabinet

**标准尺寸 Standard Size**

符合行业标准 Meet industry standards

**(符合) 标准**

**Standard**(Comply with)

ANSI/EIA,RS-310-D,IEC297-2,  
DIN41494;PART1,DIN41494;  
PART7,ETSI,standard



**尺寸 (宽X深X高)**  
**Size:**(W ×D×H)  
600mm×600mm×2055mm



**材料 Material:**  
SPCC high quality cold-rolled steel  
SPCC优质冷轧钢



**应用 Application**  
Installing server interchanger etc.  
安装服务器交换机等

SP

IT ENCLOSURES  
IT机柜系列



型号 MODEL NO

SP-801



静载荷

Static loading



装配便捷

Easy assembly



无需焊接

No need welding

**产品特点 PRODUCT FEATURE**

- R型安装结构, 无静电;
- 可拆卸侧面板, 便于维护。
- 尺寸精确, 工艺精巧, 设计精致;
- 钢化玻璃前门, 配有倾斜通风门框和三段通风后门;
- 去油污、酸洗、磷酸盐防锈、纯水清洗、静电喷涂
- 采用插接套件, 机柜连接高效、可靠;
- 可同时使用可调脚和载重脚轮;
- 顶盖和底板上的电缆入口, 尺寸可调;
- 可选装底座, 固定机柜, 使电缆进入基础底座/使基础底座通风;
- SPCC冷轧钢; 厚度: 安装框架使用钢板厚度: 2.0毫米, 安装角处使用钢板厚度: 1.2毫米, 其他位置使用钢板厚度: 1.2毫米
- R type Mounting profiles, free of static;
- Removable side panels to ease maintain.
- Exquisite design with precise dimension and craftsmanship;
- Toughened glass front door with obliquely vented door border and three section vented rear door;
- Degreasing, pickling, rust-proof phosphate, pure water cleaning, electrostatic spraying
- Efficient and reliable cabinet connection by baying kit;
- Adjustable feet and heavy duty castors are available simultaneously;
- Cable entry on the top cover and bottom panel with adjustable sizes;
- Optional installation of plinth to enable cabinet fixation, under-base cable entry/ventilation;
- SPCC cold rolled steel;Thickness: mounting profile 2.0mm, mounting angle 1.2mm, others 1.2mm



01 可调安装导轨, 2.0毫米厚的安装型材更稳固

Adjustable mounting rail, 2.0mm thickness mounting profile is stronger



02 优质门锁, 开关方便

High-quality door lock, easy to open and close



03 底部的电缆入口面积较大

Large area of cable entry at the bottom



04 标准地线

Standard ground wire



Width (mm)

600,800mm



Depth (mm)

600,800,1000mm



IP

20

产品型号 Model No	前门款式 FRONT DOOR TYPE
SP-801 ■■■■■ .1 ■■	钢化前门 Toughened front door
SP-801 ■■■■■ .2 ■■	六角平网门 Hexagon flat mesh door
SP-801 ■■■■■ .3 ■■	六角弧丝网门 Hexagonal arc mesh door
SP-801 ■■■■■ .4 ■■	六角波纹网门 Hexagonal wave mesh door
SP-801 ■■■■■ .5 ■■	双开网门 Double open mesh door
SP-801 ■■■■■ .6 ■■	金属门 Metal door